



# Poles, Arms and Accessories Guide



First in the industry...  
Best in the world.



## Experience the Heritage of Holophane

Holophane has been providing leadership in outdoor lighting solutions for one and a quarter century... longer than any vendor in the industry today. That brings with it a level of experience, expertise and credibility unmatched by all other suppliers.

What that means to our customers is unrivaled application design and support services. It means simplified and accurate product specification with creative, outside the box thinking. And ultimately it means reliability, accountability and peace of mind.

Choosing Holophane means more than choosing a supplier, it means choosing the ultimate partner for all of your lighting solution needs... including the mounting solutions that complete the lighting package and bring everything together.

Pole: North Yorkshire  
Arm: Liberty Fixtures:  
Washington Postlite® LED



Arm: Lisbon  
Fixture: GlasWerks® LED Luminescent

## Table of Contents

The Holophane Difference	5
Site Link	6
Poles Portfolio	8
Clamshell Bases	12
Arms and Brackets	15
Polyester Powder Coat Finishes	21
Pole Accessories	22





Pole: Columbia | Arms: GAC Series | Fixtures: Tear Drop LED

## The industry's most complete portfolio of poles, arms and pole accessories

Holophane offers the most comprehensive portfolio of poles, arms and pole accessories on the market today. With styles ranging from period to contemporary, this portfolio allows you to complete your lighting package with a one-stop-shop experience. Our portfolio allows you to design a cohesive layered approach to your site with a broad range of heights from tall roadway assemblies to pedestrian applications and even bollards for walkways.

With the assistance of your Holophane representative, you can rest assured that your complete assemblies are configurable, compatible and are meeting your architectural vision. Also, choosing fixtures, poles and arms from Holophane ensures that a broad selection of durable paint colors will match throughout your entire assembly.







Pole: Chesapeake  
Fixtures: GranVille® and Prismasphere®

# The Holophane Difference

## Consultative direct sales force

With the most intensive training in the industry, our Holophane Sales Representatives are true experts in lighting and are eager to assist you with your application design needs. They act in a consultative capacity and can assist you as little or as much as you require. Whether you need help with lighting, poles, arms or bollards, your Holophane representative offers a service that is unique in the industry... because you deserve it.

## Built to endure any environment

Poles, arms, bollards and accessories from Holophane are constructed from high grade materials and protected with highly durable finishes to provide you long life and reliability. We use low copper metals and salt-fog resistant powder coat finishes that work together to resist rust, corrosion and structural degradation. So, you can rest assured that your assemblies are built to endure any environment you challenge them with.

## Custom design and specials

Whether it's a special paint color, unique accessory or even a specially branded monogram on your product, Holophane has decades of experience in providing a host of custom designs and specials. Simply reach out to your Holophane Representative to share your ideas and we'll try to come up with an affordable solution to bring your vision to life.

## Peace of mind

All the beauty and options in the world mean nothing if you can't rely on your supplier to stand behind their products and services. With a strong reputation spanning well over a century, and the backing of Acuity Brands®, you can rest assured that we will still be around in the future and will have your back should you run into any problems.







Pole: SiteLink® | Arms: Cleveland | Fixtures: Washington Postlite® LED

## SiteLink® Pole Systems

The SiteLink pole is an extruded aluminum shaft with up to four self-contained tracks for mounting site equipment such as luminaires, banners, traffic lights, traffic control systems, communication systems, security cameras, cellular, and audiovisual equipment. In addition, SiteLink can be utilized to anchor amenities such as traffic provisions, flagpole holders and planters as well as a variety of other equipment that today or tomorrow's sites may require.

At the heart of the SiteLink Pole is the TracLoc System, which uses a dovetail track and TracNut. The TracLoc System allows the installer to locate components in the field without preplanning. In addition, an installer can add products in the future without having to modify the pole, buy a new pole, or add components using unsightly straps and banding.

SiteLink pole systems are available in standard contemporary profile (ST Series) or decorative, fluted style (SL Series). Each SiteLink pole is available with a variety of base styles ranging from historical to contemporary. Depending on the shaft style used, bases are available in a one-piece structural base or simple two-piece clamshell construction.







**sitelink**<sup>®</sup>  
by HOLOPHANE





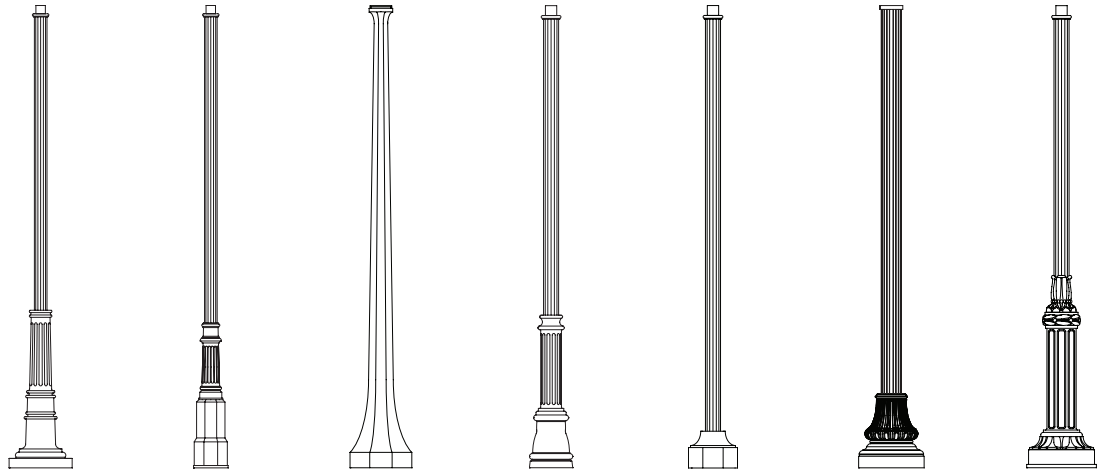
# Poles

Holophane offers a broad portfolio of decorative and non-decorative poles in a variety of styles and configurations. Designs are available in extruded aluminum, cast aluminum, iron or iron and steel construction... and in a wide range of heights to facilitate your post-top or pendant lighting needs. The following pages serve as a selection guide of these poles with a high-level overview of characteristics for each.

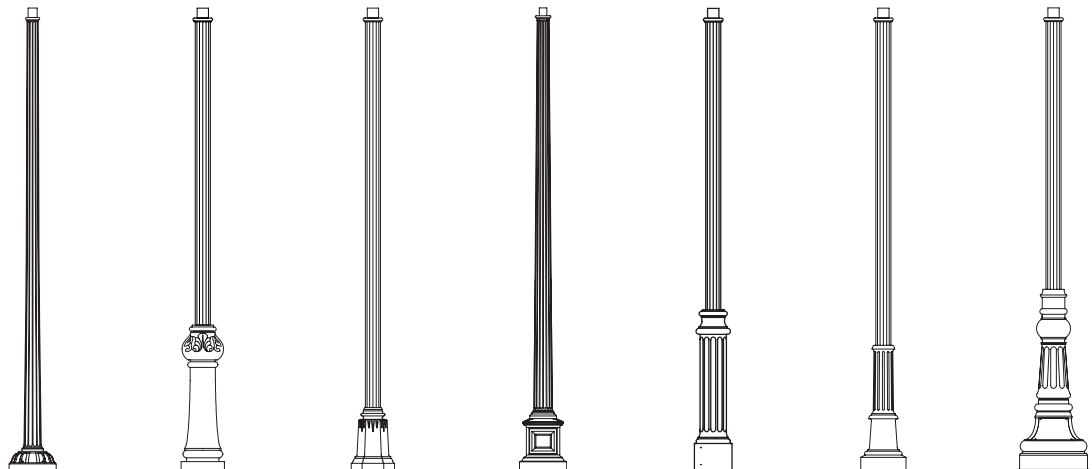




# Decorative Poles









		Bradford	Burlington	Barrington	Charleston	Colorado	Columbia	Chesapeake
Series		BFA - Aluminum	BLA - Aluminum	BRA - Aluminum BRC - Iron	CHA - Aluminum	COA - Aluminum	CLA - Aluminum CLC - Iron CLS - Iron & Steel	CPA - Aluminum CPC - Iron
Base Pattern (D=Diamond) (S=Square)		20D	11S	16D, 20D 16D, 20D	12D, 16D	12S	17D 17D, 20D, 24D 17D, 20D, 24D	18D, 20D 18D, 20D
Shaft Styles	SiteLink	—	—	—	8' - 22'	—	8' - 22'	8' - 22'
	Fluted	8' - 16'	8' - 14'	—	8' - 16'	8' - 16'	6' - 22'	8' - 16'
	Smooth	8' - 14'	8' - 14'	—	8' - 16'	8' - 16'	—	8' - 16'
	Tapered	10' - 16'	8' - 14'	—	10' - 16'	8' - 14'	—	8' - 16'
	Octagonal	—	—	8' - 14'	—	—	—	—
Standard Bollard		—	Aluminum	—	Aluminum	—	Aluminum & Iron	Aluminum
LED Bollard		—	—	—	Aluminum	—	Aluminum	—



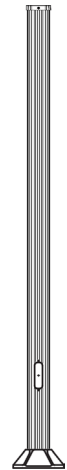


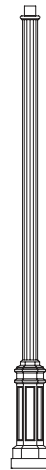
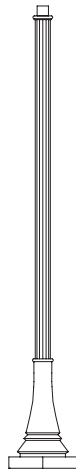
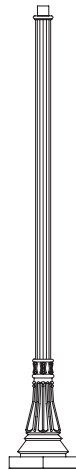
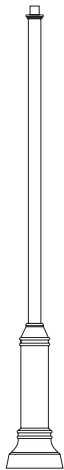
		Delaware	Dunwoody	Freemont	Fort Washington	Hamilton	Kentwood	Manchester
Series		DAA - Aluminum DAC - Iron DAS - Iron & Steel	DWA - Aluminum	FMA - Aluminum	FWA - Aluminum FWC - Iron FWS - Iron & Steel	HLA - Aluminum HLC - Iron	KWA - Aluminum	MRA - Aluminum
Base Pattern (D=Diamond) (S=Square)		15D	12D, 20D	10D	18S, 20S	10D, 16D	12D, 20D	19D
Shaft Styles	SiteLink	8' - 16'	—	—	8' - 14'	8' - 18'	8' - 20'	—
	Fluted	5' - 16'	8' - 16'	8' - 14'	6' - 22'	8' - 22'	8' - 16'	8' - 16'
	Smooth	8' - 16'	8' - 14'	8' - 14'	—	8' - 16'	8' - 16'	8' - 16'
	Tapered	8' - 16'	8' - 16'	8' - 14'	—	8' - 16'	8' - 16'	8' - 16'
	Octagonal	—	—	—	12'	—	—	—
Standard Bollard		—	—	—	—	Aluminum	—	—
LED Bollard		—	—	—	—	Aluminum	—	—



# Decorative Poles



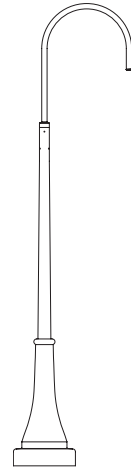
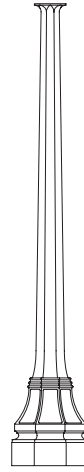

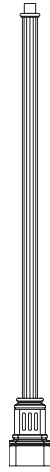
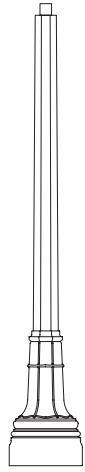
		Mount Sterling	Mount Vernon	New Brighton	Nicoma	North Yorkshire	Norwich	Oslo
Series		MSA - Aluminum	MVA - Aluminum	NBA - Aluminum	NPC - Iron	NYA - Aluminum NYC - Iron NYS - Iron & Steel	NOA - Aluminum	OSA - Aluminum
Base Pattern (D=Diamond) (S=Square)		17D	12D	09S	10D, 12D, 21D	17D, 20D	12D, 21D	10D
Shaft Styles	SiteLink	—	—	—	—	8' - 30'	—	—
	Fluted	8' - 16'	6' - 14"	8' - 16'	10'	7' - 23'	8' - 16'	8' - 16'
	Smooth	8' - 16'	6' - 14"	8' - 16'	—	8' - 16'	8' - 16'	8' - 16'
	Tapered	8' - 16'	6' - 14"	8' - 16'	—	8' - 16'	8' - 16'	8' - 16'
	Octagonal	—	—	—	—	—	10' - 16'	—
Standard Bollard		—	Aluminum	—	—	Aluminum & Iron	—	—
LED Bollard		—	—	—	—	Aluminum	—	—



		Port Dickerson	Princeton Fluted	Princeton Smooth	Plymouth	Ridgefield	Rockford Harbor	SiteLink
Series		PDA - Aluminum	PFA - Aluminum	PSA - Aluminum	PLA - Aluminum	RFC - Iron RFS - Iron & Steel	RHA - Aluminum	SLA - Aluminum
Base Pattern (D=Diamond) (S=Square)		18D, 20D	18D	18D	10S	16D	18D	BP, SB
Shaft Styles	SiteLink	—	—	—	—	—	—	8' - 30'
	Fluted	8' - 16'	8' - 14'	8' - 14'	8' - 14'	5' - 21'	8' - 16'	—
	Smooth	8' - 16'	8' - 14'	8' - 14'	8' - 14'	—	8' - 16'	—
	Tapered	8' - 16'	8' - 14'	8' - 14'	8' - 14'	—	8' - 16'	—
	Octagonal	—	—	—	—	11'	—	—
Standard Bollard		—	Aluminum	Aluminum	Aluminum	—	—	—
LED Bollard		—	—	—	Aluminum	—	—	—



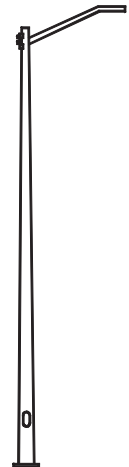
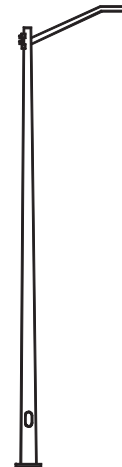

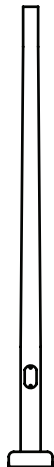
## Decorative Poles



	Salem	San Antonio	Southport	Wadsworth	Winter Park
Series	SMA - Aluminum	SAC - Iron	SPA - Aluminum	WDA - Aluminum	WPC - Iron
Base Pattern (D=Diamond) (S=Square)	09S, 13S	19D	11S	17D, 17S 19D, 19S	18D, 20D
Shaft Styles	SiteLink	—	—	8' - 22'	—
	Fluted	12'	6" - 16"	8' - 16'	—
	Smooth	—	6" - 16"	8' - 16'	—
	Tapered	—	6" - 16"	8' - 16'	—
	Octagonal	—	—	—	11'-12'
Standard Bollard	Aluminum	—	—	Aluminum	—
LED Bollard	—	—	—	Aluminum	—

Hallbrook "All-in-One" Family	
Series	HLBK
Material	Aluminum
Base	Bolt Pattern
	10S
Options	Clamshell
	22"
	Single Fixture
	Yes
	Twin Fixture
	Yes
	1.5" NPT Mounting
	Yes
	QSM Mounting
	Yes
	Heights
	10' - 20'

## Commercial Non-Decorative Poles



	Round Tapered	Round Tapered	Square Straight	Square Straight	Tapered Pole-Arm Combo	Tapered Pole-Arm Combo
Series	AORTA / RTA	AORTS / RTS	SSA	SSS	FRTAU	FRTSU
Material	Aluminum	Steel	Aluminum	Steel	Aluminum	Steel
Height	8' - 39'	20' - 50'	8' - 35'	10' - 39'	20' - 40' Fixture Height	20' - 40' Fixture Height




## Clamshell Bases


Decorative clamshell bases can be used to easily upgrade a non-decorative pole for an aesthetically pleasing presentation to enhance your site or roadway. Constructed from high grade cast aluminum, clamshell bases from Holophane receive the same durable paint treatment to help ensure that your assembly has a coherent and durable appearance in your application.








	Andover	Atlanta	Bradford	Cambridge	Chesapeake
Series	AN24CSB - 36 x 26	AT22CSB - 36.375 x 22	BF28CSB - 72 x 28	CM17CSB - 33.125 x 17	CP22CSB - 53.75 x 22 CP24CSB - 56 x 24
Material	Aluminum	Aluminum	Aluminum	Aluminum Iron	Aluminum

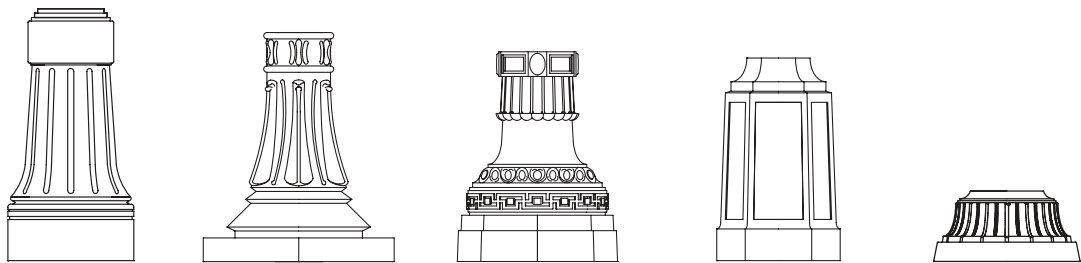


	Chicago	Columbia	Detroit	Douglass Flat	Embarcadero
Series	CL24CSB - 31 x 24.25	C24CSB - 24.25 x 24 C26CSB - 28.25 x 26 C28CSB - 31.625 x 28	DT16CSB - 75 x 16	DF15CSB - 28.375 x 15 DF19CSB - 39.625 x 19	EB28CSB - 38.75 x 26.75
Material	Aluminum	Aluminum Iron	Aluminum Iron	Aluminum Iron	Iron



	Hamilton	Liberty	Loreda	Newnan	North Yorkshire
Series	H12CSB - 45.25 x 12 H28CSB - 51.625 x 28	LB26CSB - 34.375 x 25.75 LB30CSB - 39.5 x 30	LR24CSB - 30.75 x 23.5	NG15CSB - 43.75 x 14.5	NY17CSB - 41 x 17 NY20CSB - 43 x 20 NY24CSB - 42 x 24 NY24WNCB - 42 x 24 NY28CSB - 42 x 28
Material	Aluminum Iron	Aluminum	Aluminum	Aluminum	Aluminum Iron



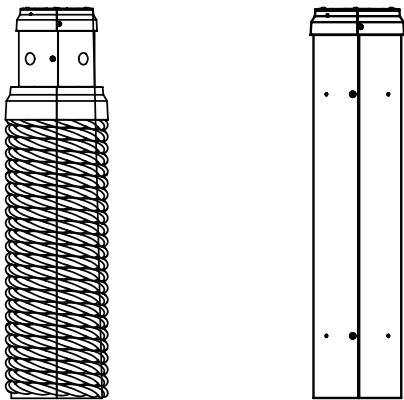


	Portland	Princeton	San Diego	San Francisco	Santa Rosa
Series	PM18CSB - 36 x 18	PTFB30CSB - 36 x 30	SD24CSB - 34 x 26	SF20CSB - 32 x 19.5	SN19CSB - 9.125 x 19
Material	Aluminum	Aluminum	Aluminum	Iron	Aluminum

SiteLink-Only Clamshell Bases



In addition to a variety of decorative bases that work with both standard and Sitelink® poles, we also offer choices that were specifically designed for Sitelink. Below is the current portfolio of clamshell bases that are only for use with SiteLink ST2 and ST3 shafts.



	Rope Base	Smooth Base		
Series	ST2	SLCBSM	ST2	ST3
	SLCBRP - 42 x 11		36 x 8.125	36 x 11.9
			42 x 8.125	42 x 11.9
	48 x 8.125		48 x 11.9	
Material	Aluminum	Aluminum		



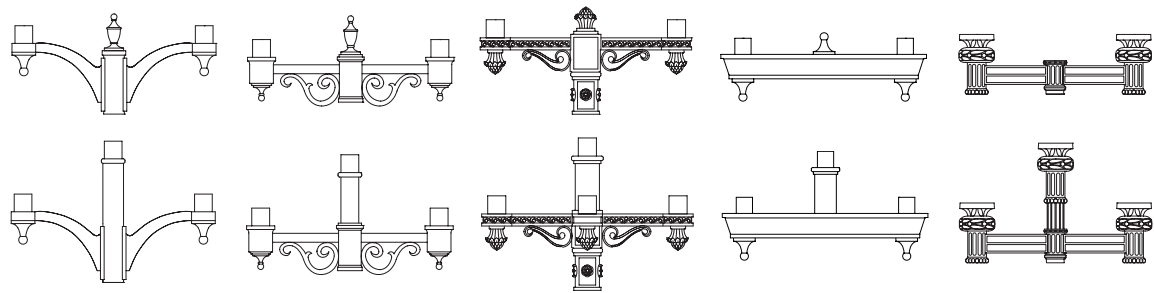


## Arms and Brackets

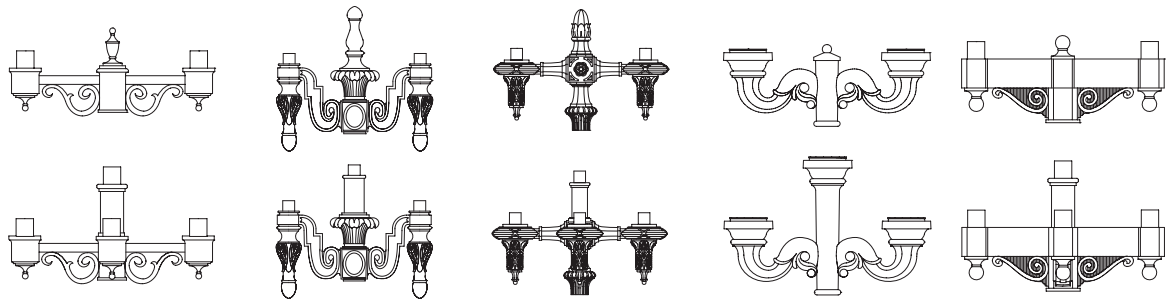
Holophane offers a large assortment of arms and brackets for your poles to complete the package for total roadway and area solutions. From post-top crossarms to horizontal mount and pendant mounting, arms can be selected in a variety of non-decorative, historical, transitional or contemporary styles. We also offer user-friendly quick-mount fitters to simplify mounting of pendant luminaires to pole arms.



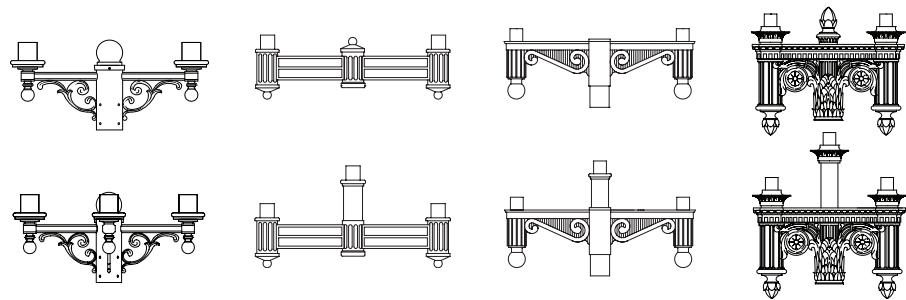




	Annapolis	Albany	Avondale	Cleveland	Castle Park
Series	ACA	ASC	AVD	CCA	CPK
Length (inches)	15"	15"	15"	12" 15"	21"
Configurations					




	Cincinnati	Liberty	Laredo	Loveland	Ohio
Series	CSC	LBT	LRD	LVD	OHC
Length (inches)	15"	16"	16"	15"	15"
Configurations					



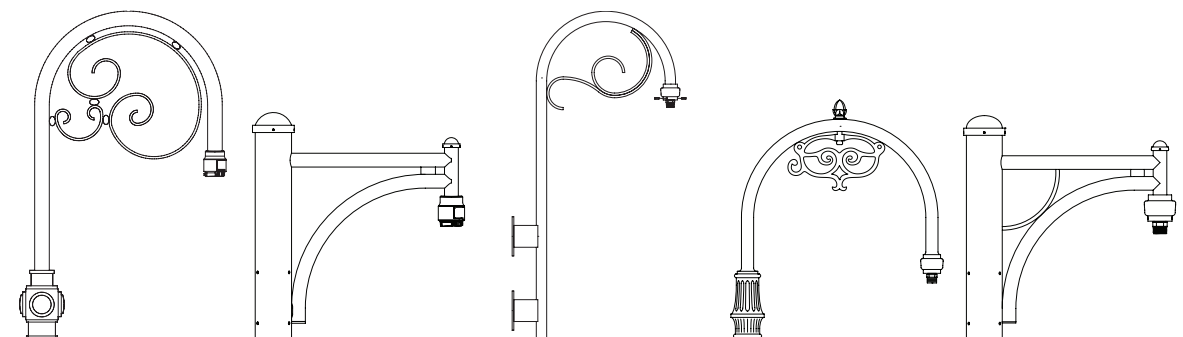
	Old Santa Fe	Philadelphia	Rhode Island	Washington
Series	OSF	PCP	RID	WTA
Length (inches)	12"	18" 24"	19"	14"
Configurations				



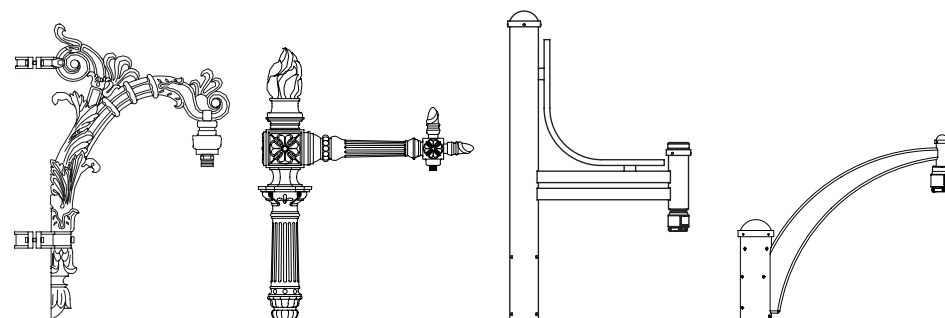
# Vertical Mount Pendant Arms (Integrated Fitter)



	ATC	Bishop's Crook	Cordoba	CVC	ELC
Series	ATC	BCR	CRB	CVC	ELC
Length (inches)	51" 96"	30"	25"	27"	27"
Configurations					

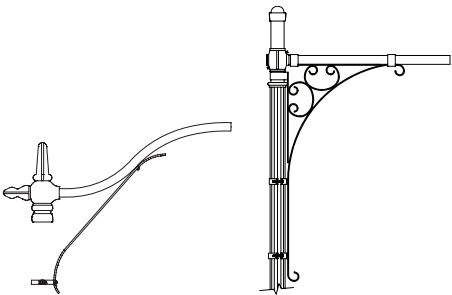


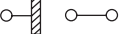
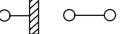
	EVC	Ghent	GLD	MGC	Porto
Series	EVC	GHC	GLD	MGC	PTC
Length (inches)	28"	25"	30"	36"	24"
Configurations					

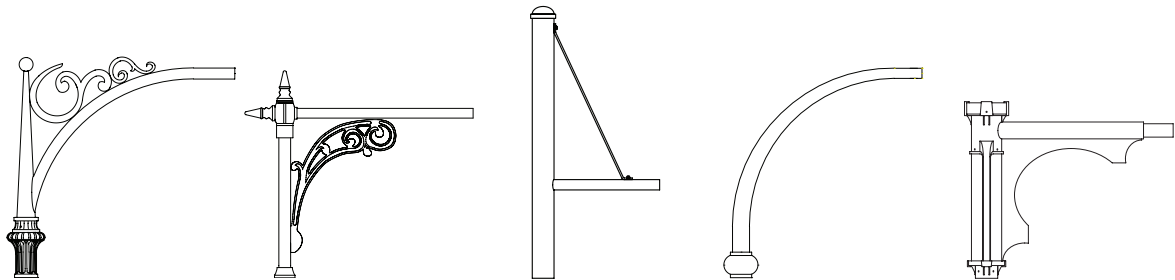


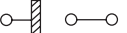




	PSC	SBS	Valencia	Zurich
Series	PSC	SBS	VLC	ZRC
Length (inches)	24"	39"	27"	30"
Configurations				

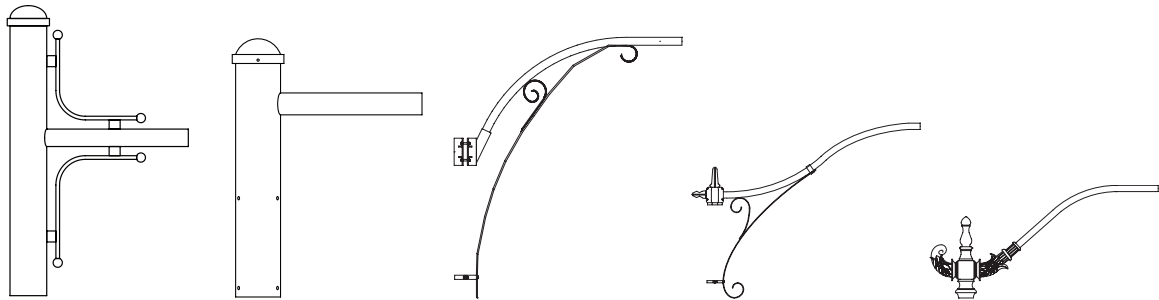



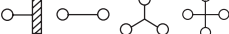
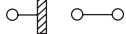




	Boston Harbour	Camden
Series	BHC	CAM
Length (inches)	24" 36" 48" 72" 96"	36" 48" 72" 96"
Configurations		



	GAC	Grand Rapids	Lisbon	OUC	Portland
Series	GAC	GRA	LSC	OUC	PLD
Length (inches)	48" 72"	48"	29"	45"	42"
Configurations					


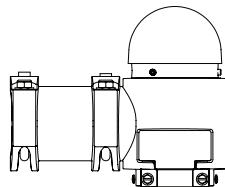
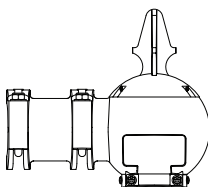
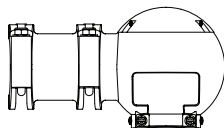


	Seville	Stuttgart	TLP	VGC	West Liberty
Series	SVL	STG	TLP	VGC	WLC
Length (inches)	24"	16" 20"	52"	72" 96"	48" 72" 96"
Configurations					



QSM fitters speed up and simplify installation

The self-leveling Quick-Stem-Mount fitters from Holophane provide fast, hassle-free installation of pendant mounted fixtures. They eliminate the need for applying pipe sealant and avoid cross-threading during installation with a stem that locks securely in place via a small access door.



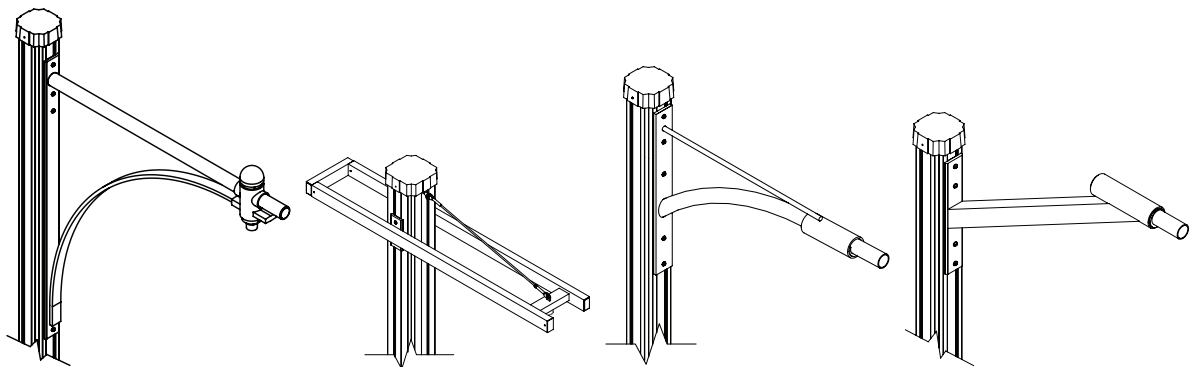
	Ball Style	Boston Harbour	GlasWerks®	West Liberty
Series	BADF	BHDF	GWDF	WLDF







While virtually all arms from Holophane can be configured for SiteLink poles, we have designed several arms specifically for the SiteLink platform. This capitalizes on the unique traits and benefits of the TracPole system. Below is the current portfolio of these arms that are only for use with SiteLink poles.



	Aspen Grove	Mission Cross	New York	Stanley Park
Series	SLAG	SLMC	SLNY	SLSP
Length (inches)	24" 30" 36" 48"	24" 30" 36" 48" 60" 72"	48" 72"	24" 30" 36" 48"





NOTE: These colors were carefully reproduced to give as true a depiction as possible of finished product color. Some colors, however, may vary slightly from actual appearance due to printing variations and limitations.

## Custom Colors

Holophane can match any custom color to a sample paint chip. A sample of the custom-blended finish will be provided by Holophane for final approval. Lead times for these colors will be extended due to the custom match and approval process.

## Polyester Powder Coat Finishes

Durable powder coat finishes from Holophane utilize polyester-based compounds combining the flexibility, impact resistance and corrosion protection of epoxies with the weather resiliency normally associated with brittle acrylics. **The Super Durable Corrosion Resistant, 80% gloss colors are weather resistant.**

The eight colors shown here are standard color options with custom colors available upon request.





## Pole Accessories

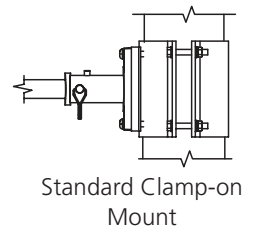
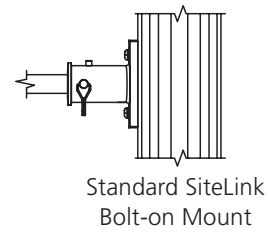
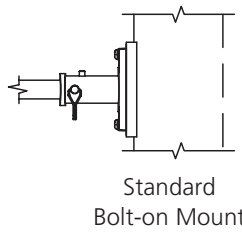
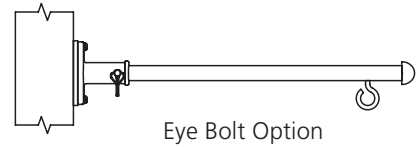
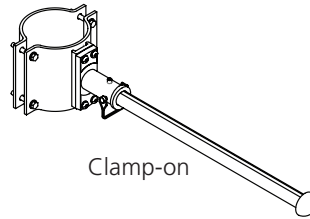
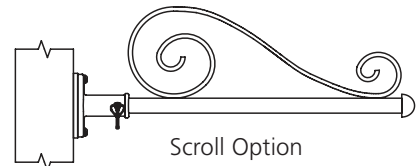
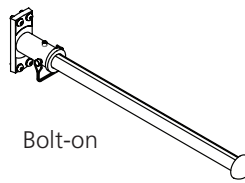
Choose from a variety of accessories to complete your pole assembly, including banner arms, planter hangers, receptacles, signs, or decorative post-top finials.







## BA Series Arms for Banners and Planters



Top Arm Only

Top & Bottom Arms

Top Arm with Bottom Eyebolt

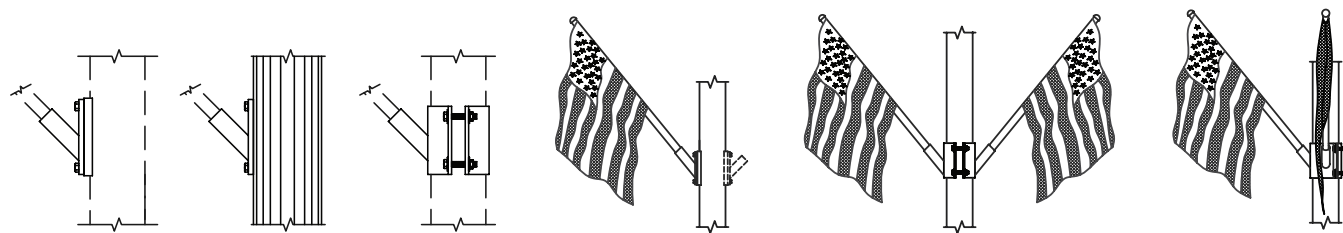


Dual Banners  
Top & Bottom Arms

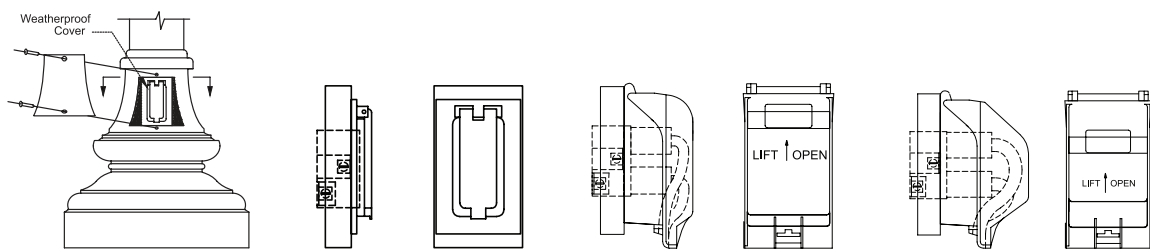
Dual Banners with Top  
Arm and Bottom Eyebolt










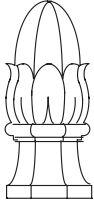
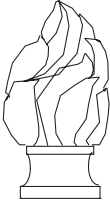
	Round Tapered		
Configurations	1 Flag	2 Flags @ 180°	2 Flag 2 @ 90°








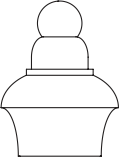




	FGB Receptacle	FG Receptacle	FGIUS Receptacle	FGIUL Receptacle
Configurations	Inside base	Wet location while closed cove	Small, in-use wet location cover	Large, in-use wet location cover




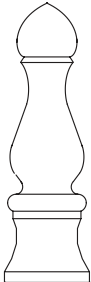
	EB Series Eyebolts	
Configurations	1 Eye bolt	2 Eye bolt @ 180°



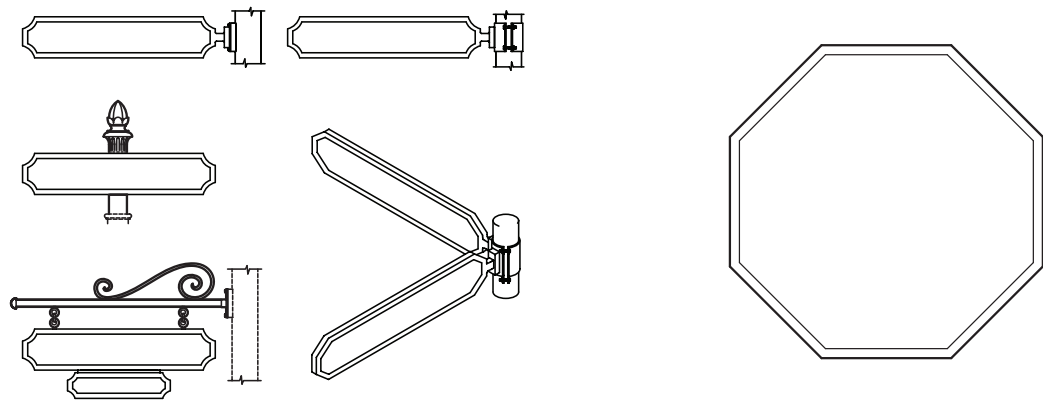
					
	AF	BF	CCF	ELF	FF
Bottom Diameter	3.5"	5.0"	4.5"	5.0"	5.0"

					
	FMF	KWF	MBF	NAF	OMF
Bottom Diameter	4.5"	5.0"	4.5"	3.5"	4.5"

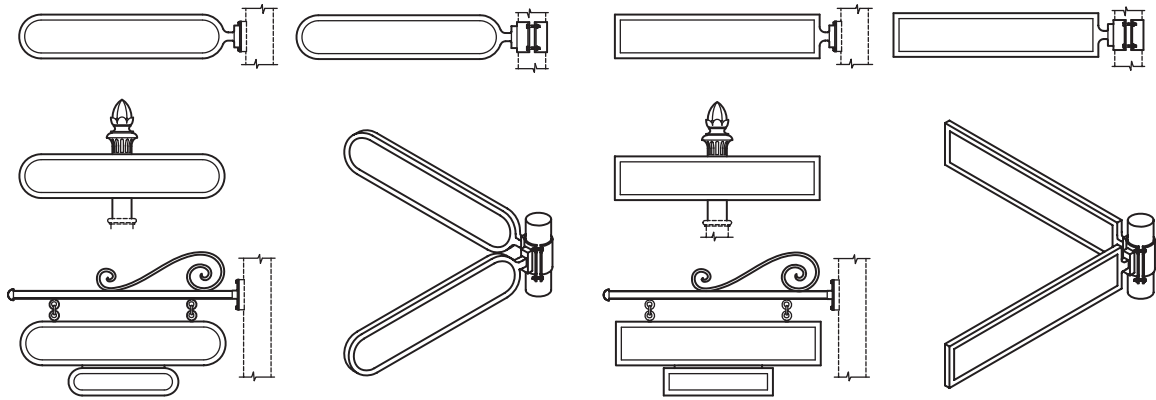
					
	OTF	PF	RWF	SBF	SCF
Bottom Diameter	5.0"	5.0"	4.5"	3.5"	4.0"

				
	TLF	TMF	WF	WLF
Bottom Diameter	4.5"	4.5"	4.5"	5.0"







	Curved Street Signs - STCV			Octagonal Street Signs - STOC		
Configurations	1 Large sign frame	1 Large with 1 small sign frame	2 Large signs on top @ 90°	1 Large sign frame	1 Large with 1 small sign frame	2 Large signs on top @ 90°

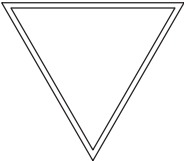

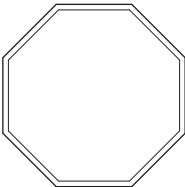



	Oval Street Signs- STOV			Rectangular Street Signs - STRC		
Configurations	1 Large sign frame	1 Large with 1 small sign frame	2 Large signs on top @ 90°	1 Large sign frame	1 Large with 1 small sign frame	2 Large signs on top @ 90°





	Horizontal Traffic Signs - HRS								Vertical Traffic Signs - VRS					
Sizes	12" x 6"	21" x 15	24" x 6	24" x 12"	24" x 18"	30" x 18"	30" x 24"	36" x 12"	12" x 18"	12" x 36"	18" x 24"	18" x 30"	24" x 30"	24" x 36"



	Diamond Traffic Signs - DIS	Octagonal Traffic Signs - OCS	Square Traffic Signs - SQS	Triangle Traffic Signs - TRS
Sizes	24" & 30"	24" & 30"	18", 24" & 30"	30" & 36"







Pole: Hamilton  
Arm: ELC Series  
Fixtures: Tear Drop Pedestrian



#### Acuity Brands, Inc.

Holophane Headquarters, 3825 Columbus Road, Granville, OH 43023

Acuity Brands Lighting Canada, Inc.,  
35B Minthorn Blvd., Markham, ON., L3T 7N5

Holophane, S.A. de C.V., Km. 31 Carretera Mexico-Cuautitlan 54900 Tultitlan  
Edo. De Mexico

**Contact your local Holophane factory sales representative** for application assistance, and computer-aided design and cost studies.

#### Warranty

Full warranty terms located at  
<https://www.acuitybrands.com/support/warranty/terms-and-conditions>

**Visit our web site at [www.holophane.com](http://www.holophane.com)**

*Product specifications may change without notice.  
Please contact your local Holophane factory sales  
representative for the latest product information.*